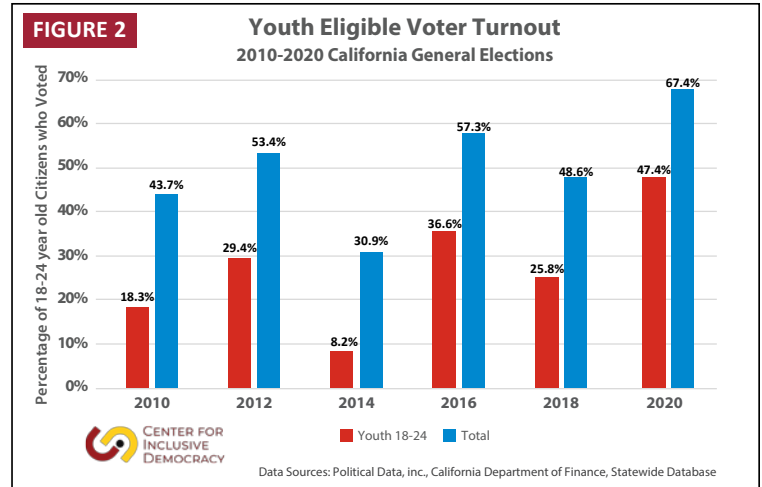
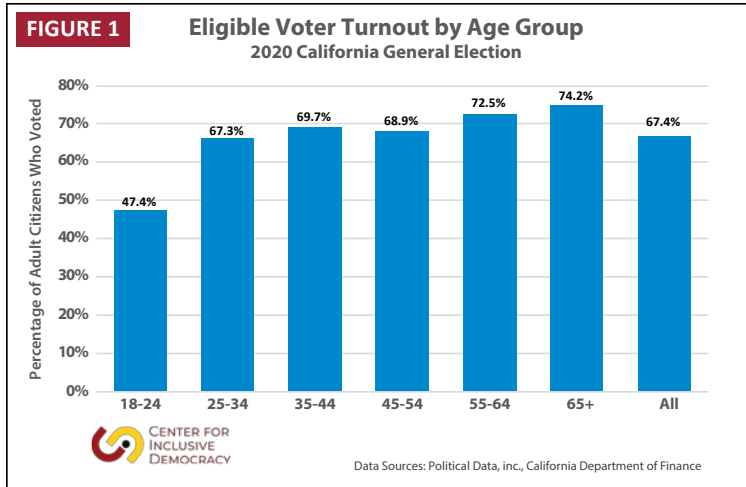


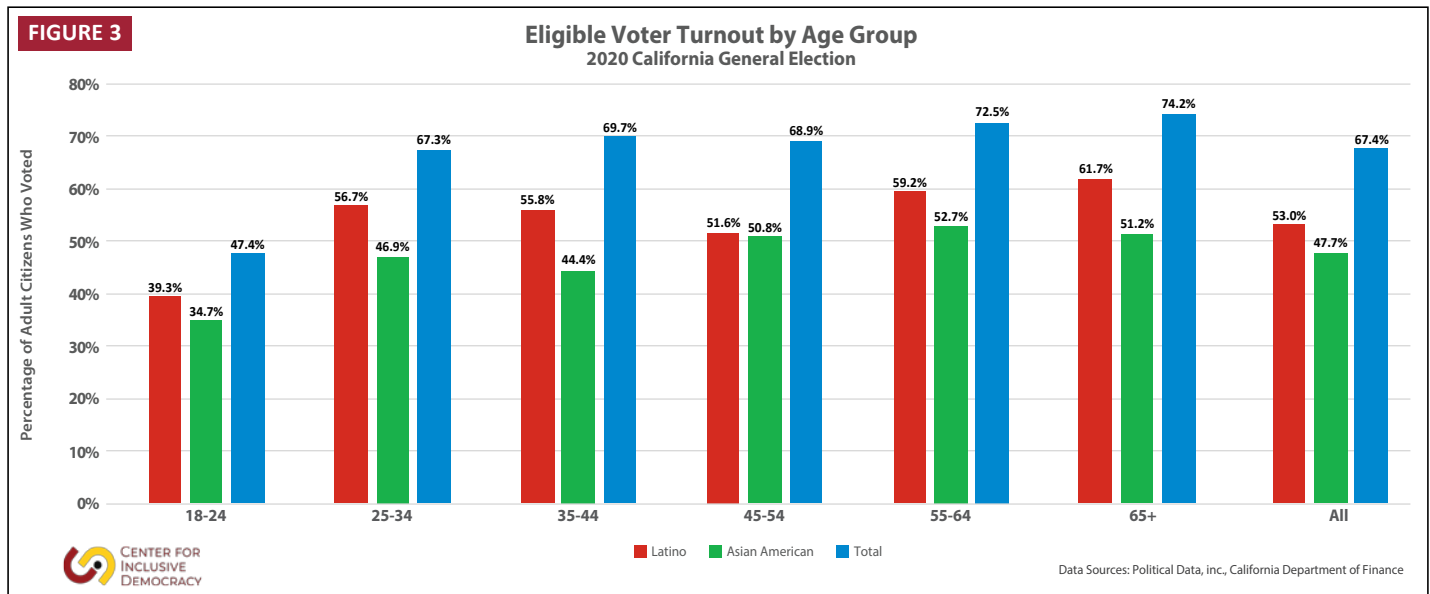
# California's Youth Vote: November 2020 General Election



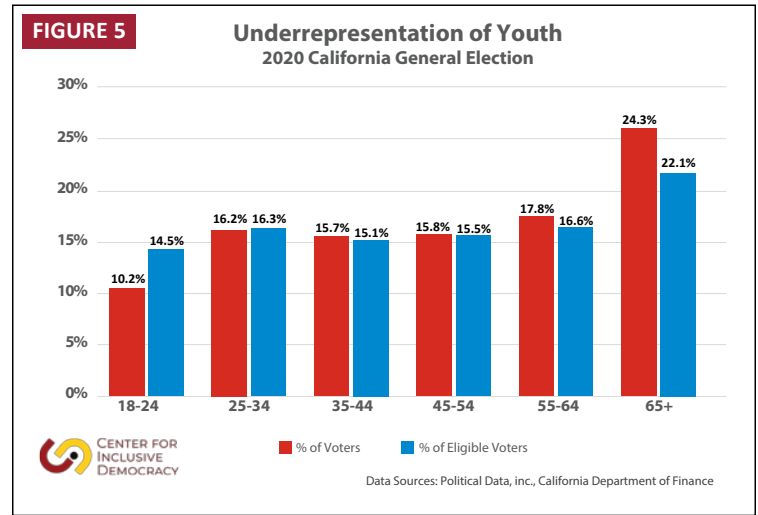
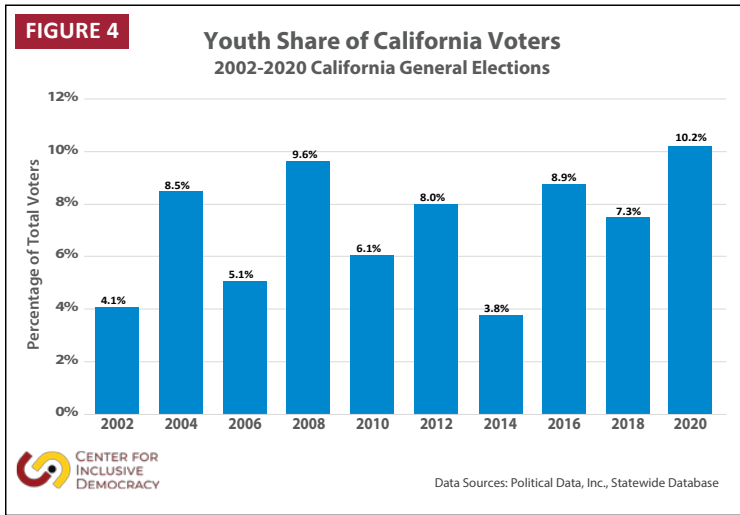
This Center for Inclusive Democracy fact sheet provides highlights of the participation of youth (age 18-24) in California's 2020 general election.



- According to the [California Secretary of State](#), California saw the highest eligible turnout rate (the percentage of adult citizens who voted) in 2020 for a general election since 1952.
- In the 2020 general election, the youth (age 18-24) eligible turnout was 47.4%, a rate substantially higher than in the previous general election. The 2016 general election saw a 36.6% youth eligible turnout rate.
- The difference in the eligible turnout rate between youth and the total population (67.4%) stayed about the same in 2020 compared to 2016 – approximately 20 percentage points.
- In 2020, the eligible turnout rate for all Californians age 25 and over was 70.8%. This population's eligible turnout rate increased from 61.6% in 2016.

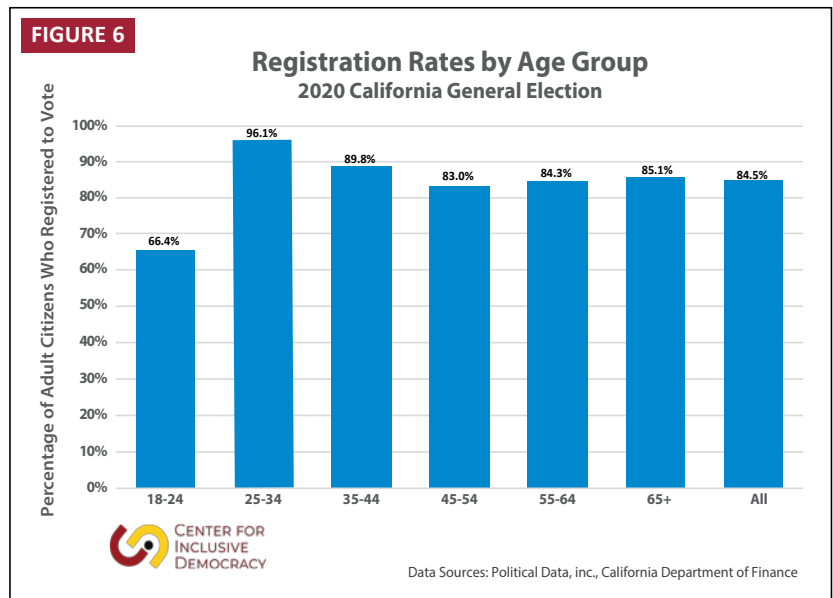


- In the 2020 general election, eligible voter turnout of Asian-American and Latino youth was significantly lower than the turnout of youth overall. The Asian-American youth eligible turnout rate was 34.7%, with the Latino youth rate higher at 39.3%.



- The youth share of California’s voters increased to 10.2% in 2020, up from 8.9% in 2016. The youth share of California’s voters in 2020 was the highest of any California statewide general election seen since 2002 (2002 was the earliest year for youth data available from data sources).
- Youth remain underrepresented among California’s voting electorate. At 10.2%, the youth share of California’s 2020 general election voters was significantly smaller than the youth share of the state’s eligible voter population (14.5%).

- The registration rate (percentage of citizens who are registered to vote) immediately prior to the 2020 general election reached 84.5%.<sup>1</sup>
- The youth registration rate (percentage of citizens 18-24 years who are registered) reached 66.4% in the 2020 general election – the lowest registration rate of any other age group.
- The youth registration rate is significantly lower than the registration rate among those age 45-54 (83.0%), the second lowest registration rate among age groups.



**About the Center for Inclusive Democracy (CID)**

Center for Inclusive Democracy (CID), formerly California Civic Engagement Project, is a nonpartisan research center serving the U.S. Founded and directed by Dr. Mindy S. Romero, CID moved to the USC Price School of Public Policy, Sacramento, California in 2018. CID conducts a range of national and multi-state research initiatives exploring voting behavior, civic engagement, electoral and economic research, the intersection of social justice and democracy, and more. Inclusive civic and political participation is critical in addressing disparities in social and economic well-being, and can improve health, education and employment outcomes.



1. The official state registration rate reported by the California Secretary of State as of October 19, 2020 was 87.9%.

For more information about this research study, contact Mindy Romero, CID Director, at [msromero@usc.edu](mailto:msromero@usc.edu).

Data sources: Statewide Database, Political Data, Inc., and California Department of Finance. For study methodology, see CID website.